

GO CASHLESS

TOP-UP HERE

<https://schoolfoodportal.ie>

GOING CASHLESS

WHAT IS CASHLESS


A new system for school meals and snacks is being provided to ensure students can get a healthy meal everyday.

Rather than giving your child cash each day, you can now load money directly into their school meals account. The money is stored securely and is available to spend in the school canteen.

ITS FAST & EFFICIENT

In the canteen simply use the smart-fob, instead of cash, to purchase school meals with the money stored in your school meals account. The new Point of Sale (POS) Terminals will have a special reader where the fob is used to pay and there's no need to wait for change. Every time the keyfob is presented at the reader, your balance is displayed. This lets you know how much money is available on your account.

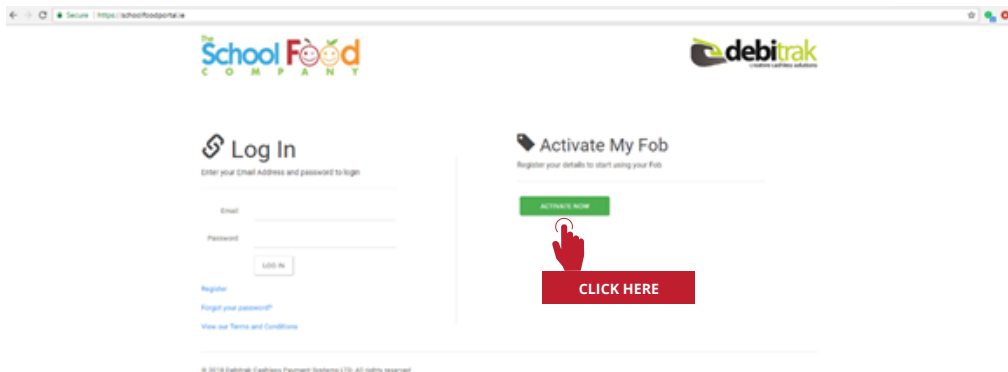
YOUR FOB



TOP-UP HERE <https://schoolfoodportal.ie>

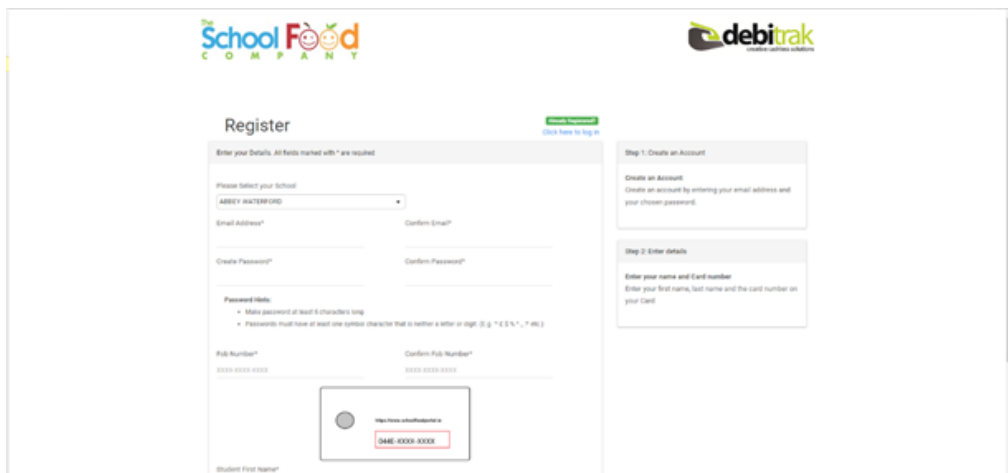
REGISTERING A FOB

TO REGISTER A NEW FOB GO TO <https://schoolfoodportal.ie>



The screenshot shows the School Food Company website. On the left is the 'Log In' section with fields for Email and Password, a 'Log In' button, and links for 'Register', 'Forgot your password?', and 'View our Terms and Conditions'. On the right is the 'Activate My Fob' section with a green 'ACTIVATE NOW' button. A red hand cursor icon points to the button, and a red box with the text 'CLICK HERE' is overlaid on the button.

CLICK ON ACTIVATE MY FOB



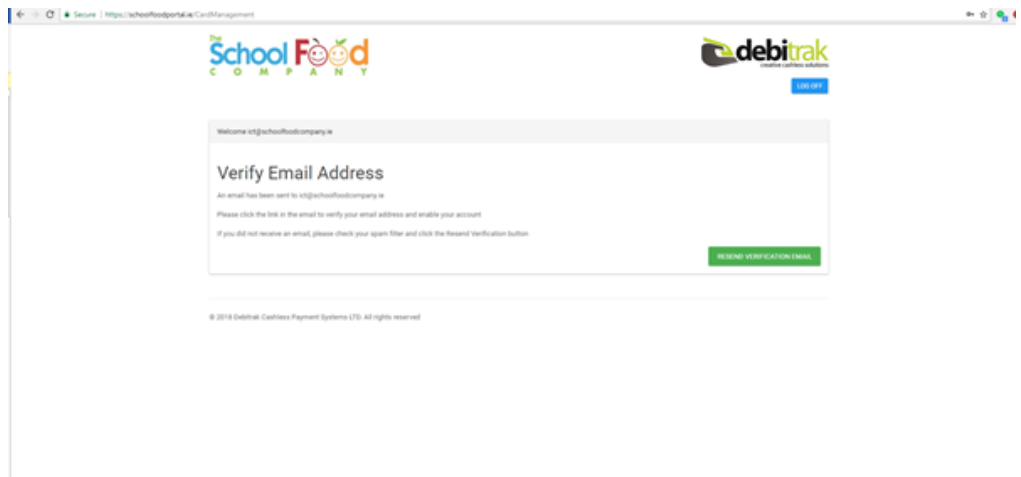
The screenshot shows the 'Register' section of the School Food Company website. It includes a 'Please Register' button and a 'Click here to log in' link. The main form is titled 'Enter your Details. All fields marked with * are required'. It contains fields for 'Please Select your School' (a dropdown menu showing 'ABBEY WATERFORD'), 'Email Address*', 'Confirm Email*', 'Create Password*', 'Confirm Password*', 'Password Hints' (with sub-points: 'Make password at least 8 characters long' and 'Passwords must have at least one symbol character that is neither a letter or digit (e.g. * ! \$ % ^ , _ # etc)'), 'Fob Number*', 'Confirm Fob Number*', and 'Student First Name*'. A red box highlights the 'Fob Number' field, which contains the text '0446-XXXX-XXXX'. To the right of the main form are two sidebars: 'Step 1: Create an Account' with a 'Create an Account' button and instructions, and 'Step 2: Enter details' with instructions to enter name and card number.

FILL IN THE DETAILS ON THE PAGE, INCLUDING THE UNIQUE NUMBER ON THE BACK OF YOUR NEW SMART FOB. ACCEPT TERMS AND CONDITIONS AND CLICK REGISTER NOW

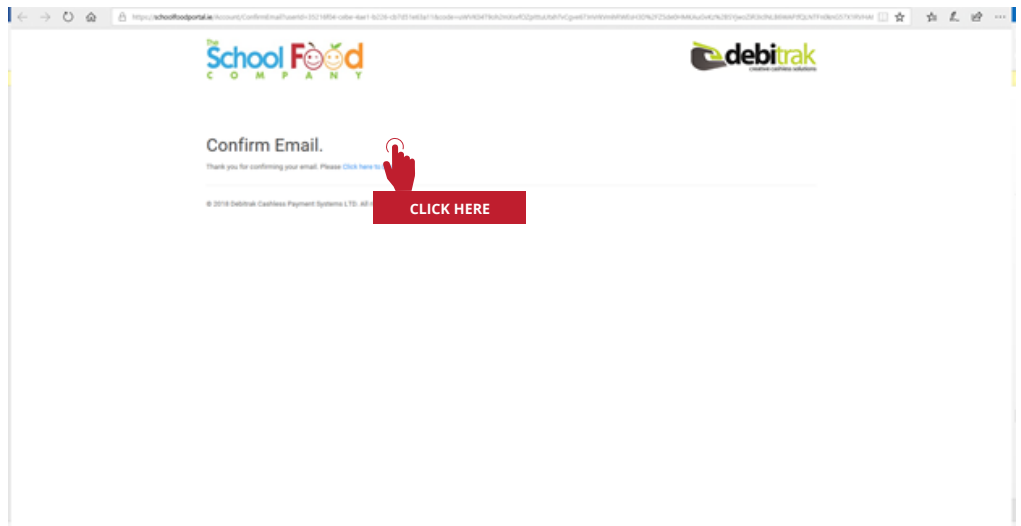
NEED HELP cashless@schoolfoodcompany.ie

REGISTERING A FOB CONTINUED

WHEN YOU SEE THIS SCREEN YOU SHOULD RECEIVE A VERIFICATION EMAIL.



**IF YOU HAVE NOT RECEIVED AN EMAIL PLEASE CHECK YOUR JUNK MAIL
ONCE YOU HAVE CONFIRMED THE ACTIVATION EMAIL YOU WILL BE
REDIRECTED TO THIS SCREEN BELOW**

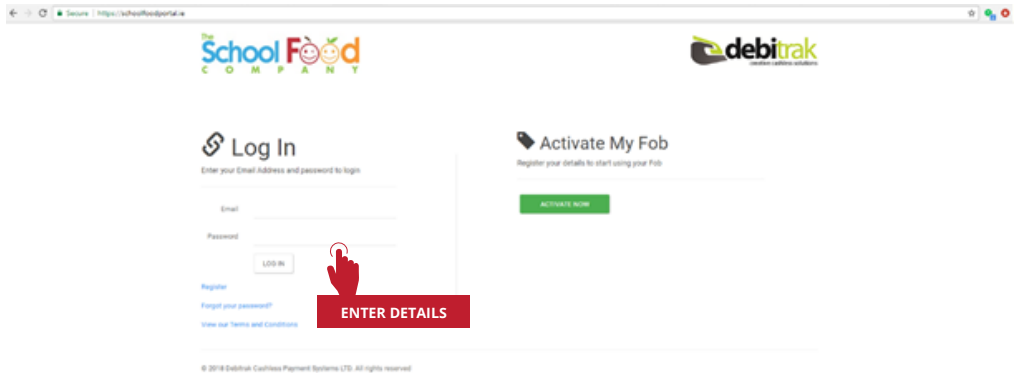


CLICK ON THE LOGIN LINK

TOP-UP HERE <https://schoolfoodportal.ie>

REGISTERING A FOB CONTINUED

YOU WILL BE TAKEN TO THE LOGIN SCREEN



The screenshot shows the 'Log In' and 'Activate My Fob' sections of the School Food Company website. The 'Log In' section has fields for 'Email' and 'Password', a 'LOG IN' button, and links for 'Register', 'Forgot your password?', and 'View our Terms and Conditions'. The 'Activate My Fob' section has an 'ACTIVATE NOW' button. A red hand icon points to the 'Log In' section, and a red box with the text 'ENTER DETAILS' is overlaid on the 'Log In' section.

Log In
Enter your Email Address and password to login

Email
Password
LOG IN

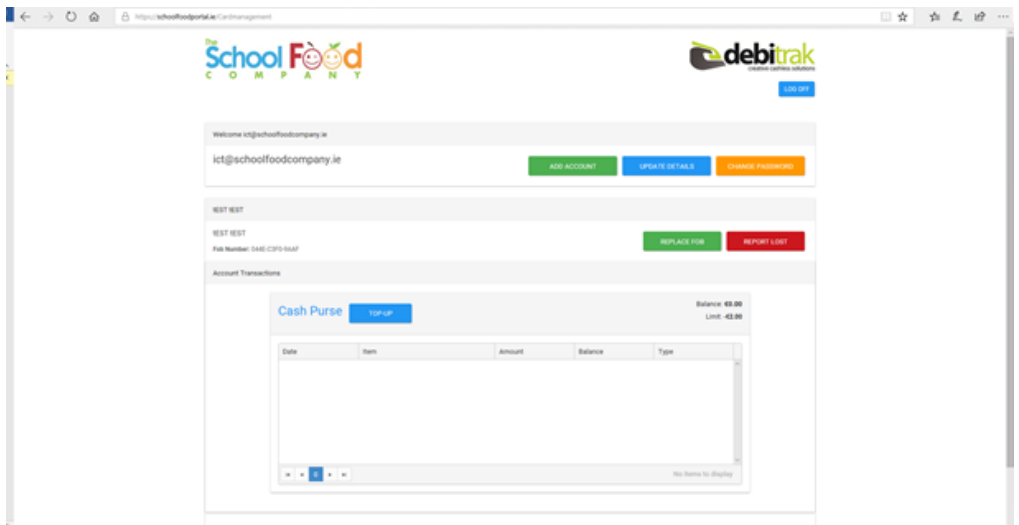
[Register](#)
[Forgot your password?](#)
[View our Terms and Conditions](#)

Activate My Fob
Register your details to start using your Fob

ACTIVATE NOW

© 2018 Debitrak Cashless Payment Systems LTD. All rights reserved

ENTER THE EMAIL ADDRESS AND PASSWORD FOR YOUR ACCOUNT



The screenshot shows the 'Account Management' page for the user 'ict@schoolfoodcompany.ie'. It includes buttons for 'ADD ACCOUNT', 'UPDATE DETAILS', and 'CHANGE PASSWORD'. Below this, there are sections for 'NEXT TEST' and 'Fob Number: 2446 C370 5447' with buttons for 'REPLACE FOB' and 'REPORT LOST'. The 'Account Transactions' section shows a 'Cash Purse' with a balance of €3.00 and a limit of €3.00. A table with columns 'Date', 'Item', 'Amount', 'Balance', and 'Type' is shown, but it is empty with the message 'No items to display'.

Welcome ict@schoolfoodcompany.ie
ict@schoolfoodcompany.ie

ADD ACCOUNT UPDATE DETAILS CHANGE PASSWORD

NEXT TEST
NEXT TEST
Fob Number: 2446 C370 5447

REPLACE FOB REPORT LOST

Account Transactions

Cash Purse **Usage** Balance: €3.00 Limit: €3.00

Date	Item	Amount	Balance	Type
------	------	--------	---------	------


No items to display

REGISTRATION COMPLETE

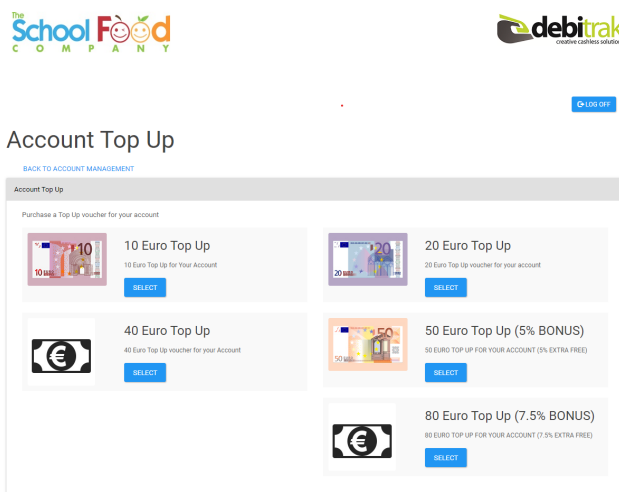


NEED HELP cashless@schoolfoodcompany.ie

TOPPING UP A FOB



CLICK ON THE TOP UP ICON



SELECT THE VALUE

TOP-UP HERE <https://schoolfoodportal.ie>


TOPPING UP A FOB CONTINUED






BACK TO PRODUCTS LIST

LOG OUT

Basket

 **10 Euro Top Up**
€10.00

All credit and debit cardholders are subject to validation checks and authorisation by the card issuer. Vouchers cannot be processed without full payment and the credit or debit card has been authorised.

Billing Address

First Name Surname

Address 1 Address 2

City PostCode

Country


☐ Click to accept Terms and Conditions

© 2020 Debitrak Cashless Payment Systems LTD. All rights reserved.

CLICK HERE


ENTER YOUR DETAILS AND CLICK PROCEED TO PAYMENT

Payment Details

Card Number 

Expiry Security Code

Cardholder Name

 Payment processed by Debitrak

ENTER YOUR CARD DETAILS AND CLICK PAY NOW

TOP UP COMPLETE



NEED HELP cashless@schoolfoodcompany.ie

ADDING ANOTHER ACCOUNT

YOU MAY HAVE MORE THAN ONE CHILD AND NEED TO REGISTER MORE THAN ONE FOB. YOU CAN ADD ANOTHER CHILD TO YOUR ACCOUNT EVEN IF THEY ARE IN DIFFERENT SCHOOLS

oifoodportal.ie/Cardmanagement



LOG OFF

Welcome ict@schoolfoodcompany.ie

ict@schoolfoodcompany.ie

CLICK HERE

UPDATE DETAILS

CHANGE PASSWORD

TEST TEST

TEST TEST

Fob Number: 044E-C3FS-9A4F

REPLACE FOB

REPORT LOST

Account Transactions

Cash Purse

TOP-UP

Balance: €0.00

Limit: -€2.00

CLICK ON THE ADD ACCOUNT BUTTON



LOG OFF

Enter the Details. All fields marked with * are required

Please select your School

ABBEE WATERFORD

Fob Number*

XXXX XXXX XXXX

Confirm Fob Number*

XXXX XXXX XXXX

Student First Name*

Student Surname*

☐ Click to accept Terms and Conditions

GO BACK

Step 1. Enter details

Enter the name and Fob number

Enter your first name, last name and the Fob number on the face of the Fob

ADD ACCOUNT

CLICK HERE

FILL IN THE DETAILS OF THE CHILD YOU WISH TO ADD AND CLICK ADD ACCOUNT

NEW ACCOUNT ADDED





TOP-UP HERE <https://schoolfoodportal.ie>

BLOCKING A LOST FOB

SOMETIMES CARDS CAN BE LOST. IN ORDER TO BLOCK A CARD SIMPLY CLICK ON THE REPORT LOST BUTTON. THIS WILL IMMEDIATELY BLOCK THE FOB AND PREVENT IT BEING USED BY ANYONE ELSE.

ofschoolportal.ie/Cardmanagement



LOG OUT

Welcome ict@schoolfoodcompany.ie

ict@schoolfoodcompany.ie

ADD ACCOUNT

UPDATE DETAILS

CHANGE PASSWORD

TEST TEST

TEST TEST

Fob Number: 044EC3F0-9AAF

REPLACE FOB

REPORT LOST

CLICK HERE

Account Transactions

Cash Purse

TOP-UP

Balance: €0.00

Limit: -€2.00

Date	Item	Amount	Balance	Type
------	------	--------	---------	------

FOB HAS BEEN BLOCKED



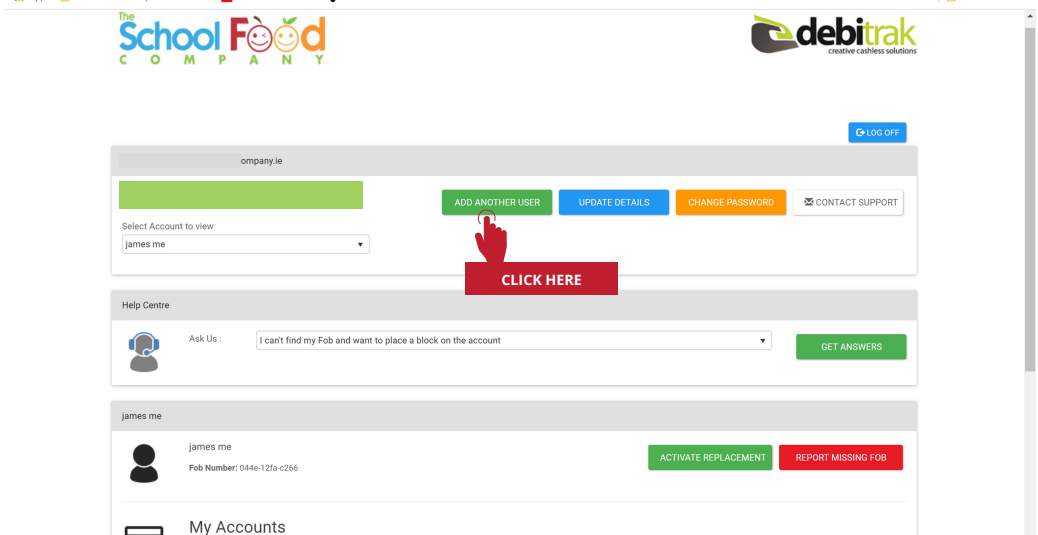
NOTE

IF YOU LOST A FOB AND FOUND IT AGAIN PLEASE EMAIL cashless@schoolfoodcompany.ie TO HAVE YOUR FOB UNLOCKED.

NEED HELP cashless@schoolfoodcompany.ie

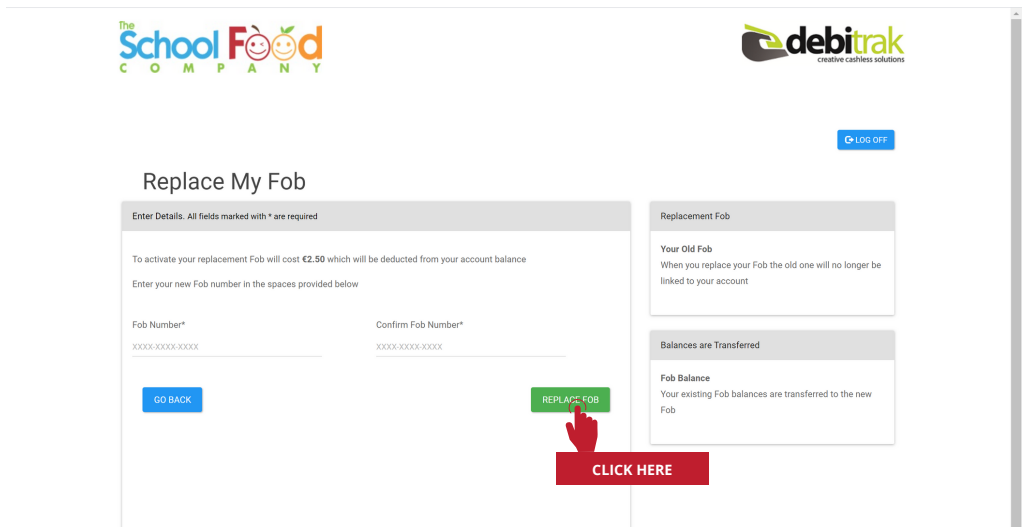
REPLACING LOST FOB

REPLACEMENT FOBS CAN BE COLLECTED FROM THE CANTEEN. ONCE YOU HAVE A REPLACEMENT FOB IT CAN BE REACTIVATED THROUGH YOUR PORTAL.



The screenshot shows the 'company.ie' portal for 'The School Food Company'. At the top right is the 'debitrak' logo. A 'LOG OFF' button is in the top right corner. The main navigation bar includes 'ADD ANOTHER USER', 'UPDATE DETAILS', 'CHANGE PASSWORD', and 'CONTACT SUPPORT'. Below this is a 'Select Account to view' dropdown menu with 'james me' selected. A red hand icon points to a red button labeled 'CLICK HERE' which is positioned over the 'ADD ANOTHER USER' button. Below the navigation bar is a 'Help Centre' section with a search bar containing 'I can't find my Fob and want to place a block on the account' and a 'GET ANSWERS' button. The user profile section for 'james me' shows a profile picture, name, and 'Fob Number: 044e-12fa-c266'. There are two buttons: 'ACTIVATE REPLACEMENT' (green) and 'REPORT MISSING FOB' (red). Below the profile is a 'My Accounts' section.

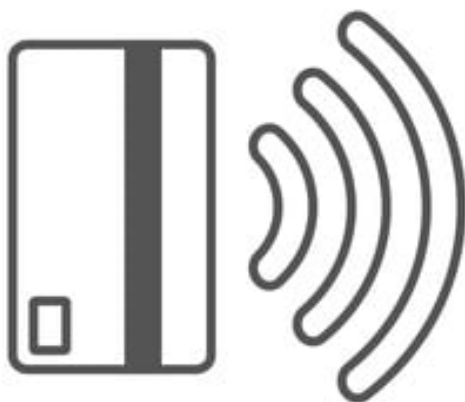
ENTER THE REPLACEMENT FOB NUMBER AND CONFIRM THE NUMBER



The screenshot shows the 'Replace My Fob' form. At the top right is the 'debitrak' logo and a 'LOG OFF' button. The form has two main sections: 'Enter Details. All fields marked with * are required' and 'Replacement Fob'. The 'Enter Details' section contains a text box for 'Fob Number*' with the placeholder 'XXXX-XXXX-XXXX' and a text box for 'Confirm Fob Number*' with the placeholder 'XXXX-XXXX-XXXX'. There is a 'GO BACK' button (blue) and a 'REPLACE FOB' button (green). A red hand icon points to the 'REPLACE FOB' button, which is also labeled 'CLICK HERE' in a red box. The 'Replacement Fob' section contains two sub-sections: 'Your Old Fob' with the text 'When you replace your Fob the old one will no longer be linked to your account' and 'Balances are Transferred' with the text 'Fob Balance Your existing Fob balances are transferred to the new Fob'.

CLICK REPLACE FOB

TOP-UP HERE <https://schoolfoodportal.ie>



cashless@schoolfoodcompany.ie